


## How to edit student details


1

Log into Spellzone.




2

Click 'Students'.




3

Click on the name the student(s) that you want to edit.



4

Select 'edit details' or 'edit password options'



5

Make the required changes and press 'Submit'.

**Note:**

Students can also edit their details including their username and password.